

## 4a). WGI Series (Molded Ferrite Type, High Current)


Range of Size: (1008(2520))

Test Equipment: **HP4194A** - Inductance & Q measurement

**HP4291A** - SRF measurement

**CH-502AC** - DCR measurement

Operating Temperature : -40 ~+85



### Applications

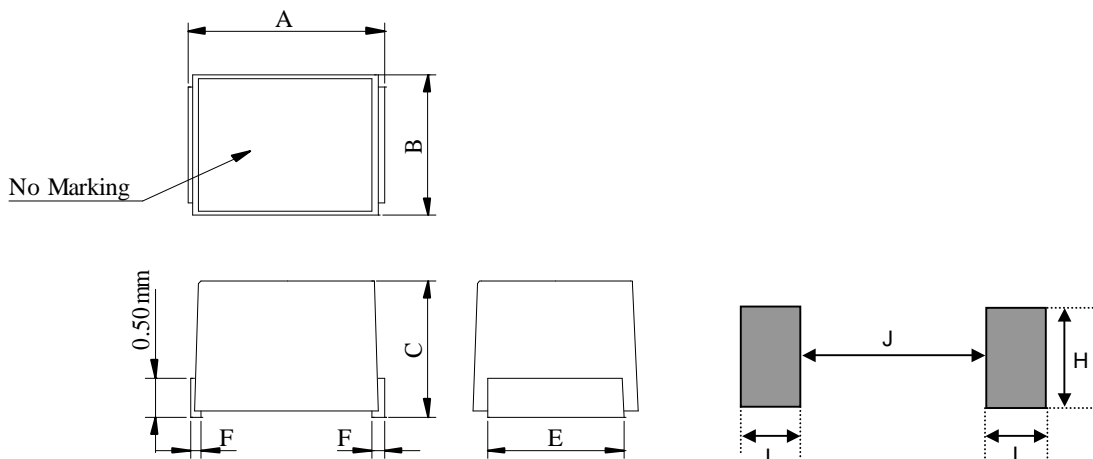
- > Personal computers, hard disk drives.
- > ADSL modem and cable modem.
- > Digital camera, LCD TV, GPS receiver.
- > Other electronic equipment.

### Features

- > Utilizing a miniaturized winding structure.
- > These products provide high current characteristics.
- > Resin-coated surface enable excellent mounting.
- > Low DC resistance design is ideal for low loss.
- > Precision inductance tolerance is available.
- > Excellent solderability and resistance to soldering heat impact.

### General Dimensions and Configuration

#### SHAPE:



PCB Pattern

#### DIMENSIONS:

SERIES	A (m/m)	B (m/m)	C (m/m)	E (m/m)	F (m/m)	H (m/m)	I (m/m)	J (m/m)
WGI-2520	2.50 ± 0.20	2.00 ± 0.10	1.80 ± 0.10	1.40 ± 0.10	0.40	1.50	0.90	1.50

## 4a). WGI Series (Molded Ferrite Type, High Current)

Range of Size: (1008(2520))

Test Equipment: **HP4194A** - Inductance & Q measurement

**HP4291A** - SRF measurement

**CH-502AC** - DCR measurement

Operating Temperature : -40 ~+85

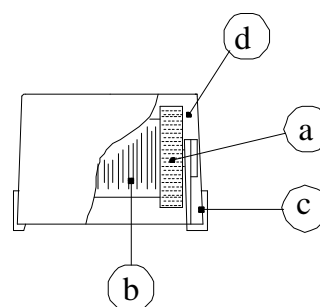
### Inductance, SRF, Q and Rated Current ranges

SERIES	Inductance ( $\mu\text{H}$ )	SRF (Min.) (MHz)	Q (Min.)	I (Rated) (mA)
WGI-2520	1.0~33.0	200~16	20~30	475~120

### Characteristics & Material's Construction

#### MATERIAL'S CONSTRUCTION:

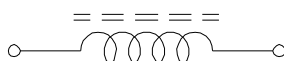
- a. Core : Ferrite DR Core
- b. Wire : Enamelled copper wire (Class: F)
- c. Terminal : Cu / Sn
- d. Encapsulate : Epoxy novolac molding compound



#### CHARACTERISTICS:

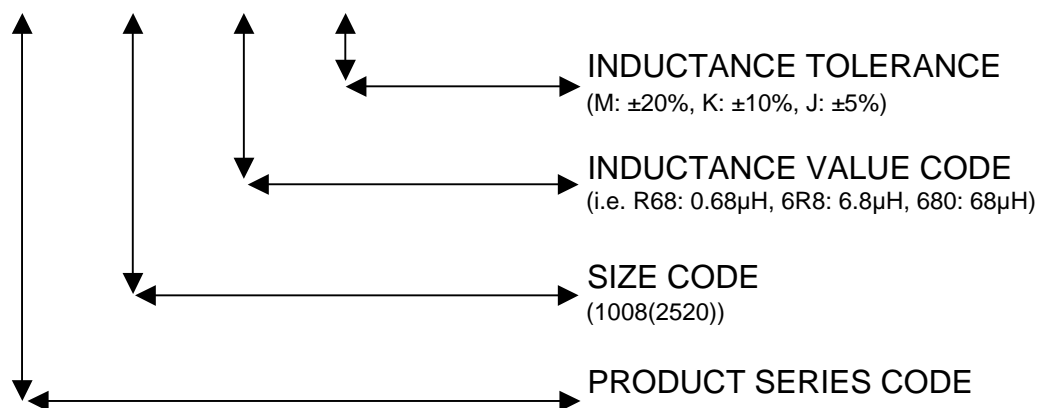
- 1. Ambient Temperature : 80 (Max.)
- 2. Terminal pull strength : 0.5 Kg (Min.)
- 3. Rated Current :  
The current when the inductance drops within 10% of its initial value
- 4. Resistance to solder heat : 260 . 10 seconds

#### SCHEMATIC DIAGRAM:



### Part Numbering Systems

WGI -2520 -100 K



**4a). WGI Series (Molded Ferrite Type, High Current) (Size: 2520 (1008))**

**Electrical Characteristics**

Part No.	Inductance ( $\mu$ H)	Q (Min.)	Test Freq. (MHz)	SRF (Min.) (MHz)	DCR ( $\pm$ 30%)	IDC (mA) (Max.)
WGI-2520-1R0M	1.0 $\pm$ 20%	20	7.96	200	0.34	475
WGI-2520-1R5M	1.5 $\pm$ 20%	20	7.96	165	0.42	435
WGI-2520-2R2M	2.2 $\pm$ 20%	20	7.96	95	0.50	390
WGI-2520-3R3M	3.3 $\pm$ 20%	20	7.96	55	0.65	340
WGI-2520-4R7M	4.7 $\pm$ 20%	20	7.96	43	0.80	285
WGI-2520-6R8M	6.8 $\pm$ 20%	20	7.96	39	1.00	275
WGI-2520-100K	10.0 $\pm$ 10%	30	2.52	32	1.69	210
WGI-2520-150K	15.0 $\pm$ 10%	30	2.52	21	2.20	175
WGI-2520-220K	22.0 $\pm$ 10%	30	2.52	18	2.80	160
WGI-2520-330K	33.0 $\pm$ 10%	30	2.52	16	4.20	120